




CARRARA

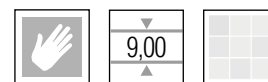
GRAFICHE MISTE.  
MIXED PATTERNS.




CALACATTA



BICOTTURA IN PASTA BIANCA  
WHITE BODY TWICE-FIRING



FONDI LUCIDI  
SHINY SURFACES



20x60 8"x24"




GRES PORCELLANATO  
PORCELAIN STONEWARE



FONDI NATURALI  
NATURAL SURFACES


NATURALE NON RETTIFICATO  
NATURAL NON-RECTIFIED



30,5x61 12"x24"



52x52 20.5"x20.5"



33,3x33,3 13"x13"



8,1x16,5 3.2"x6.5"




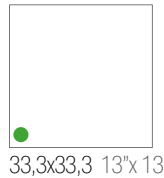

11x33,3 4.3"x13"



CALACATTA & CARRARA  
What a difference a marble makes.



# 6 FORMATI SIZES



## RIVESTIMENTO - WALL TILES SUPERFICIE LUCIDA SHINY SURFACE

Bicottura/ Twice-firing 9 mm

Calacatta Rivestimento



92 CAL50 fondo 20x50

Swing Calacatta

26 LISWCAL list. 3,6x50 pcs. 12

London Calacatta

35 LOLCAL london 4x50 pcs. 10

Matita Calacatta

28 MALCAL matita 1x50 pcs. 10

Profilo Inox

17 PROIN profilo 0,5x50 pcs. 6


Bullnose Calacatta

15 BULCAL bullnose 6,5x50 pcs. 12

## PAV. / RIV. - FLOOR / WALL TILES SUPERFICIE NATURALE NATURAL SURFACE

Gres/Stoneware 10 mm

Calacatta Naturale



52x52 74 CAL52N 52x52 nat.

30,5x61 85 CAL36N 30,5x61 nat.

33,3x33,3 94 CAL33 33,3x33,3 nat.

11x33,3 103 CAL10 11x33,3 nat.

8,1x16,5 102 CAL8 8,1x16,5 nat.

Battiscopa Calacatta

14 BACAL33 battiscopa 8x33,3 pcs. 25

17 BACAL36N battiscopa 7,8x60 pcs. 20

Diamante Calacatta

22 DIACAL list. 4x33 pcs. 12

Capitello Calacatta

25 CANCAL capitello 5,5x33 pcs. 12

Matita Calacatta

8 MANCAL matita 1,5x33 pcs. 12

Mosaico su rete

169 pz. cm 2,3x2,3 file 13x13 pcs. 6



55 MONCAL mosaico 33,3x33,3

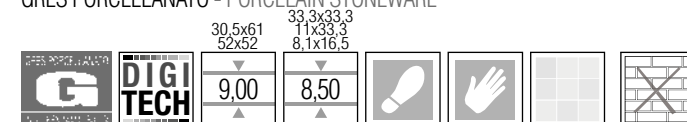
Rivestimento in pasta bianca - White body wall tiles  lucido - shiny  
Pavimento in Gres Naturale - Natural Gres floor tiles



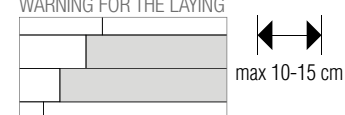
BICOTTURA WHITE - WHITE BODY TWICE-FIRING



GRES PORCELLANATO - PORCELAIN STONEWARE



AVVERTENZE PER LA POSA  
WARNING FOR THE LAYING



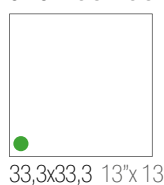

Per tutti i prodotti in BICOTTURA è raccomandata la posa a colla con collanti classe C2TE.

Installing double-fired wall tiles, is strictly recommended using glue class C2TE.

FORMATO - SIZE		SCATOLA - BOX			PALETTA - PALLET			FORMATO - SIZE		SCATOLA - BOX			PALETTA - PALLET		
cm	inches	Pz.	m <sup>2</sup>	Kg.	Scatole/boxes	m <sup>2</sup>	Kg.	cm	inches	Pz.	m <sup>2</sup>	Kg.	Scatole/boxes	m <sup>2</sup>	Kg.
52x52	20.5"x20.5"	6	1,63	33,40	24	39,12	801,60	33,3x33,3	13"x13"	11	1,22	21,67	48	58,55	1055,16
30,5x61	12"x24"	8	1,49	28,50	32	47,68	927	11x33,3	4.3"x13"	26	0,96	17,08	60	57,60	1039,92
20x50	8"x20"	13	1,30	20,00	48	62,40	960	8,1x16,5	3.2"x6.5"	80	1,10	20,00	56	61,60	1135,00



# 6 FORMATI SIZES



## RIVESTIMENTO - WALL TILES SUPERFICIE LUCIDA SHINY SURFACE

Bicottura/ Twice-firing 9 mm

□ Carrara Rivestimento



92 CAR50 fondo 20x50

Swing Carrara

26 LISWCAR list. 3,6x50 pcs. 12

London Carrara

35 LOLCAR london 4x50 pcs. 10

Matita Carrara

28 MALCAR matita 1x50 pcs. 10

Profilo Inox

17 PROIN profilo 0,5x50 pcs. 6


Bullnose Carrara

15 BU... (codice fondo) bullnose 6,5x50 pcs. 12

## PAV. / RIV. - FLOOR / WALL TILES SUPERFICIE NATURALE NATURAL SURFACE

Gres/Stoneware 10 mm

● Carrara Naturale



52x52 74 CAR52N 52x52 nat.

30,5x61 85 CAR36N 30,5x61 nat.

33,3x33,3 94 CAR33 33,3x33,3 nat.

11x33,3 103 CAR10 11x33,3 nat.

8,1x16,5 102 CAR8 8,1x16,5 nat.

Battiscopa Carrara

14 BACAR33 battiscopa 8x33,3 pcs. 25

17 BACAR36N battiscopa 7,8x60 pcs. 20

Diamante Carrara

22 DIACAR list. 4x33 pcs. 12

Capitello Carrara

25 CANCAR capitello 5,5x33 pcs. 12

Matita Carrara

8 MANCAR matita 1,5x33 pcs. 12

Mosaico su rete

169 pz. cm 2,3x2,3 file 13x13 pcs. 6

55 MONCAR mosaico 33,3x33,3

Rivestimento in pasta bianca - White body wall tiles □ lucido - shiny  
Pavimento in Gres Naturale - Natural Gres floor tiles ●

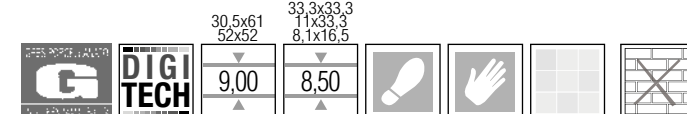
CARRARA & ITALIAN MARBLE



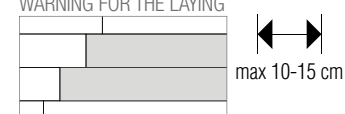
BICOTTURA WHITE - WHITE BODY TWICE-FIRING



GRES PORCELLANATO - PORCELAIN STONEWARE



AVVERTENZE PER LA POSA  
WARNING FOR THE LAYING



Per tutti i prodotti in BICOTTURA è raccomandata la posa a colla con collanti classe C2TE.

Installing double-fired wall tiles, is strictly recommended using glue class C2TE.

FORMATO - SIZE		SCATOLA - BOX			PALETTA - PALLET			FORMATO - SIZE		SCATOLA - BOX			PALETTA - PALLET		
cm	inches	Pz.	m <sup>2</sup>	Kg.	Scatole/boxes	m <sup>2</sup>	Kg.	cm	inches	Pz.	m <sup>2</sup>	Kg.	Scatole/boxes	m <sup>2</sup>	Kg.
52x52	20.5"x20.5"	6	1,63	33,40	24	39,12	801,60	33,3x33,3	13"x13"	11	1,22	21,67	48	58,55	1055,16
30,5x61	12"x24"	8	1,49	28,50	32	47,68	927	11x33,3	4.3"x13"	26	0,96	17,08	60	57,60	1039,92
20x50	8"x20"	13	1,30	20,00	48	62,40	960	8,1x16,5	3.2"x6.5"	80	1,10	20,00	56	61,60	1135,00